

Mon Gold Property Near Yellowknife NWT



60 NORTH GOLD

Restarting High-grade Gold Mining at the
Mon Gold Mine in the Yellowknife Greenstone Belt

Cautionary Statement



Sixty North Gold Mining Ltd. is a British Columbia company ("the Company"). All statements in this presentation are made as at January 23, 2023. This presentation contains "forward-looking statements" within the meaning of applicable securities laws, including statements relating to proposed or anticipated work programs, plans for development of the Mon Property, and/or anticipated financings. Actual results and developments may differ materially from those contemplated by these statements. Factors which may lead the Company to not proceed with anticipated work programs, construction or development projects and studies include factors such as analysis of the exploration results may lead to a determination that further exploration or development is not warranted, delays by weather and other constraints, insufficient funding, delays as a result of early or late onset of winter conditions, availability of personnel and equipment to conduct work programs, a decline in precious metals prices, permit reviews, information requests and other factors not within the Company's control, changes in market conditions, and insufficient financing to complete work programs. Factors that could cause the Company to not proceed with, or reduce or increase, anticipated financings include change in market conditions and changes in the Company's exploration and development plans.

If the Company is unable to complete future financings, the Company may have to delay or alter its operations plans. In addition, the proceeds of the future financings may not be sufficient for the Company to complete its earn in and acquire the Hangstone Property. The Company will require additional financing to complete the acquisition, which may result in further dilution to investors. If the Company is unable to complete the earn in, it will lose its interest in the Hangstone Property. The factors identified above are not intended to represent a complete list of the factors that could affect the Company. Although the Company has attempted to identify important factors that could cause actual actions, events or results to differ materially from those described in forward looking statements, there may be other factors that cause actions, events or results not to be as anticipated, estimated or intended.

There can be no assurance that forward-looking statements will prove to be accurate, as actual results and future events could differ materially from those anticipated in such statements. The Company does not undertake to update forward-looking statements, except where required by law. Readers should not place undue reliance on forward-looking statements.


No Mineral Reserves or Mineral Resources as defined within the meaning of NI 43-101 have been established on the Mon Gold Property. No Preliminary Assessment (PA), Preliminary Feasibility (PFS), or Feasibility Study (FS) has been completed on the property, and the Company does not anticipate that its work programs will result in the establishment of mineral resources, mineral reserves, or an economic study, on the Mon Gold Property. Readers are cautioned that, as not all risks may have been identified at the time of a production decision is made, mineral properties developed in the absence of a PFS and FS have a higher risk of failure. Investors should consider the investment in securities of the Company as a speculative investment.

Technical information in this presentation has been prepared and reviewed by Dr. Dave R Webb, Ph.D., P.Geol., P.Eng., who is a qualified person for the purposes of NI 43-101, and is the controlling shareholder of Giauque Holdings Ltd. (the royalty holder of the Mon Gold Property) and a principal of New Discovery Mines Ltd. (the vendor of the Mon Gold Property). The technical information in December 11, 2017 prepared on Form NI 43-101F1 by David Dupre, P. Geo, and Kevin Fitzpatrick, P. Eng., qualified persons for the purposes of NI 43-101 who are independent of the Company and the property vendor.

Mon Gold Mine - permitted and close to production

- Mon Gold is a high-grade past producing (1989–1997) gold mine, from which 15,000 oz. of gold was produced from 15,000 tons of ore.
- Mon Gold Property is in the Yellowknife Gold Belt; past mining in this Belt exceeds 15 million ounces of gold at grades >0.5 oz./t, including the Con (6 m oz.), Giant (8 m oz.) and Discovery (1 m oz. at 1 oz./t) mines.
- Mon is permitted for production at 100 tpd; the only permitted gold project in the NWT.
- All mining equipment and camp are on site (invested over \$1m; total exploration expenditures \$5.4 m).
- Next steps are finalising underground development, bulk sample, and mill acquisition and installation (\$4m).
- A highly experienced underground mining and corporate management team is in place.

Capital Structure and Trading




SXTY Trading:

1. CSE: SXTY
2. OTC-Pink: SXNTF
3. Frankfurt and Tradegate Exchange A2JKW2
4. Market Cap : \$1.9 million CAD (2023-01-20)

2023-01-20	Shares, warrants and options issued
Shares	21,589,546
Warrants	9,670,448
Options	1,140,000
Fully Diluted	32,399,994
Note: Management and Directors hold 36.7 % of outstanding shares	



Regional Company Comparables



	Market Cap CDN
Goldmining GOLD.TO	\$291 m
Gold Terra YGT.V	\$39.4 m
Rover Metals ROVR.V	\$3.27 m
SXTY	\$1.75 m



Yellowknife Greenstone Belt




60 NORTH GOLD

Historical Gold Production Yellowknife hosts four past producing gold mines:

- Con Mine commenced production 1936 at 100 tpd, produced 6 million ounces of gold at 0.5 opt
- Giant Mine commenced production in 1948 at 235 tpd, produced 8 million ounces of gold at 0.5 opt
- Discovery Mine commenced production in 1949 at 100 tpd, produced 1 million ounces of gold at 1 opt
- Mon Mine commenced production in 1991 at 100 tpd, produced 15,000 ounces of gold at 1 opt





Discovered in 1937

1937 - Surface Trenches averaged 53 gpt gold over 1.9 m for 93 m of strike

1938 - Shaft and lateral development – no vein encountered*

1940's – Diamond drilling all from the west-side

1950's – Diamond drilling (Discovery Mine Model) all from the west-side

1960's - Ground magnetics to trace gabbro (unsuccessful)**

- Jack Stevens mines surface showings (200 tons)

1980's – Junior mining options, drilling from east and west. “Discovery”

1990's – Seasonal Production at 100 tpd. 15,000 tonnes at 30 gpt.

Yellowknife Analogues



- **Con Mine Discovered in 1936**
 - 1938 Mining and milling commenced at 100 tpd
 - 1939 Production increased to 175 tpd
 - 1941 Production increases to 300 tpd*.
 - 1978 Production increases to 650 tpd.
 - 1990 Production increases to 1,200 tpd.
 - 1994 Production increases to 1,400 tpd.
- **Negus Mine Discovered in 1937**
 - 1939 Mining and milling commenced at 50 tpd
 - 1942 Production increased to 70 tpd
 - 1947 Production increased to 180 tpd
 - 1952 merged with Con Mine
- **Discovery Mine Discovered in 1944**
 - 1949 Production commenced at 100 tpd
 - 1956 Production increases to 150 tpd
 - 1965 Production increases to 230 tpd
- **Giant Mine Discovered 1935**
 - 1948 Mining and Milling commenced at 235 tpd
 - 1950 Production increased to 400 tpd
 - 1953 Production increased to 700 tpd
 - 1959 Production increased to 1,000 tpd
 - 1970 Production increased to 1,200 tpd
 - 1994 Production increased to 1,300 tpd
- **Mon Mine Discovered 1937**
 - 1990 Mining and milling operations commence at 100 tpd

Sixty North Gold Mining Ltd's Mine Concept



- 1,000 ounces of gold per vertical meter (historic production)
- Total direct operating costs of CDN\$ 400 per tonne (or per ounce at 1 opt)
- 30,000 opy production (requires 30m of vertical development)
 - Gross revenue CDN\$ 60 million per year at CDN\$2,000 per ounce
 - Total operating costs CDN\$ 12 million per year
- Potential to expand to depth (drilled to 47m vertically below stopes, open)
- Second limb of quartz vein (potentially an additional 1,000 tonnes per meter)
- Additional Zones (West Zone 10 to 20m west of A Zone, others)

NOTE: This is CONCEPT ONLY

Sixty North Gold Mining Ltd's Mine Concept



- Capital Costs = CDN\$ 8.0 million
- Development Costs = CDN\$ 47k per vertical meter (ramp)
- Mining Costs = CDN\$ 150 per tonne
- Milling Costs = CDN\$ 100 per tonne processed (95% recovery)
- General and Administrative Costs CDN\$ 50 per tonne processed

NOTE: This is CONCEPT ONLY.



Sixty North Gold Mining Ltd's Development Plans



STAGE 1

Bulk Sample

Operating Costs

- Domestic Support (camp, food, flights) \$60,000
- Labour \$900,000
- Consumables (fuel, explosives, maintenance) \$300,000
- Regulatory \$800,000

Approximately \$2.0 million



STAGE 2

Commence processing

- Acquire and Install Mill
- Restock Fuel, Explosives, Parts
- Commence operations

Budget: \$2.0 million

Directors and Management



Sixty North Gold Mining Ltd.

- John Campbell, MBA, CFA, CPA;
Chairman of the Board & CFO
- Dr. Dave R. Webb, B.A.Sc., M.Sc., Ph.D.,
P.Geol., P.Eng., Director, President &
CEO
- Ronald L. Handford, B.A.Sc., MBA;
VP Corp. Dev. & Corp. Secty.
- Grant Block, CPA, CA, CMA, CPA
(Nevada) Director
- Andriyko Herchak, B.Comm., CPA, CA
Director
- Brian Malahoff, P.Geo., Director

Key Operations Personnel



Dr. Dave R. Webb, Ph.D., P.Geol., P.Eng.

has over 40 years of experience, completed his M.Sc. and Ph.D. in Yellowknife. He discovered four gold deposits in Yellowknife (one into production, three to Feasibility Studies and permitting). He acquired the Mon Property in the late 1980's from Cominco Ltd. and developed it into production in the 1990's.

Rod McKay

Mine Manager - Mon Gold mine project, has worked as a project superintendent on numerous underground mining projects, including responsibility for milling operations and exploration activities. He has more than 40 years of diversified work experience in all aspects of underground mine construction, operation and maintenance, including in the NWT.

Gerry V. Hess

Operations Advisor, is a former Mine Manager of the Mon Mine, and underground superintendent at four other mines in the Yellowknife area. He has been an independent mine contractor installing several kilometres of underground workings at various remote sites and has been a former contractor at one of the NWT's diamond mines.

Contact



60 NORTH GOLD

Dr. Dave R. Webb
B.A.Sc., M.Sc., Ph.D., P.Geol., P.Eng.
President & CEO
Sixty North Gold Mining Ltd.
p: 604-818-1400
e: dave@drwgcl.com

www.sixtynorthgold.com

CSE: SXTY

FRANKFURT: 2F4

TRADEGATE: A2JKW2

OTC-PINK: SXNTF



@SixtyNorthGold




Sixty North Gold Mining Ltd.

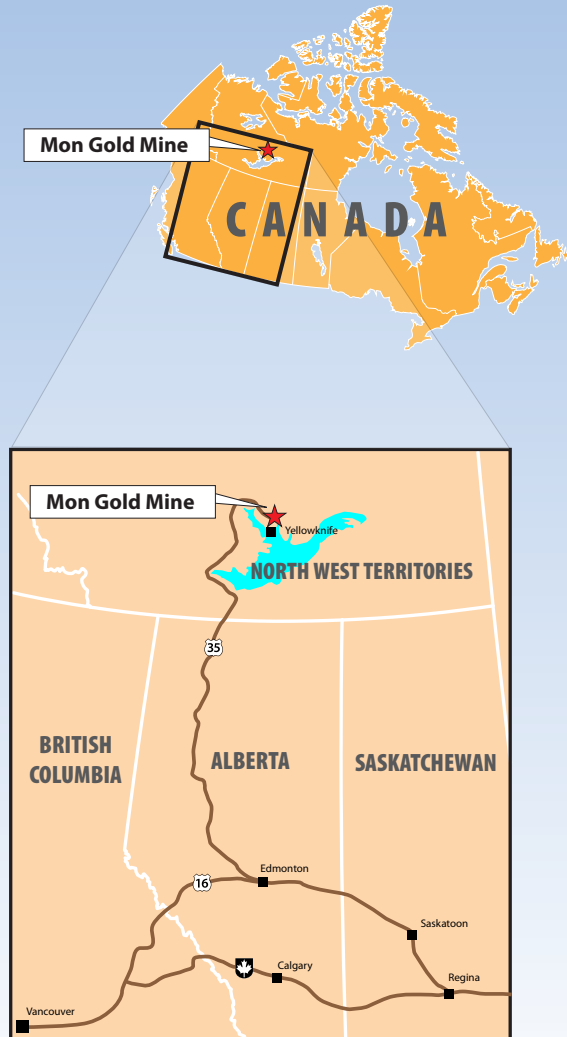


sixtynorthgold

Appendix - photos and mine graphics



60 NORTH GOLD



Dr. Dave Webb, SXTY President & CEO inspecting the Mon vein

Mon Mine - 40 km from Yellowknife NWT



60 NORTH GOLD

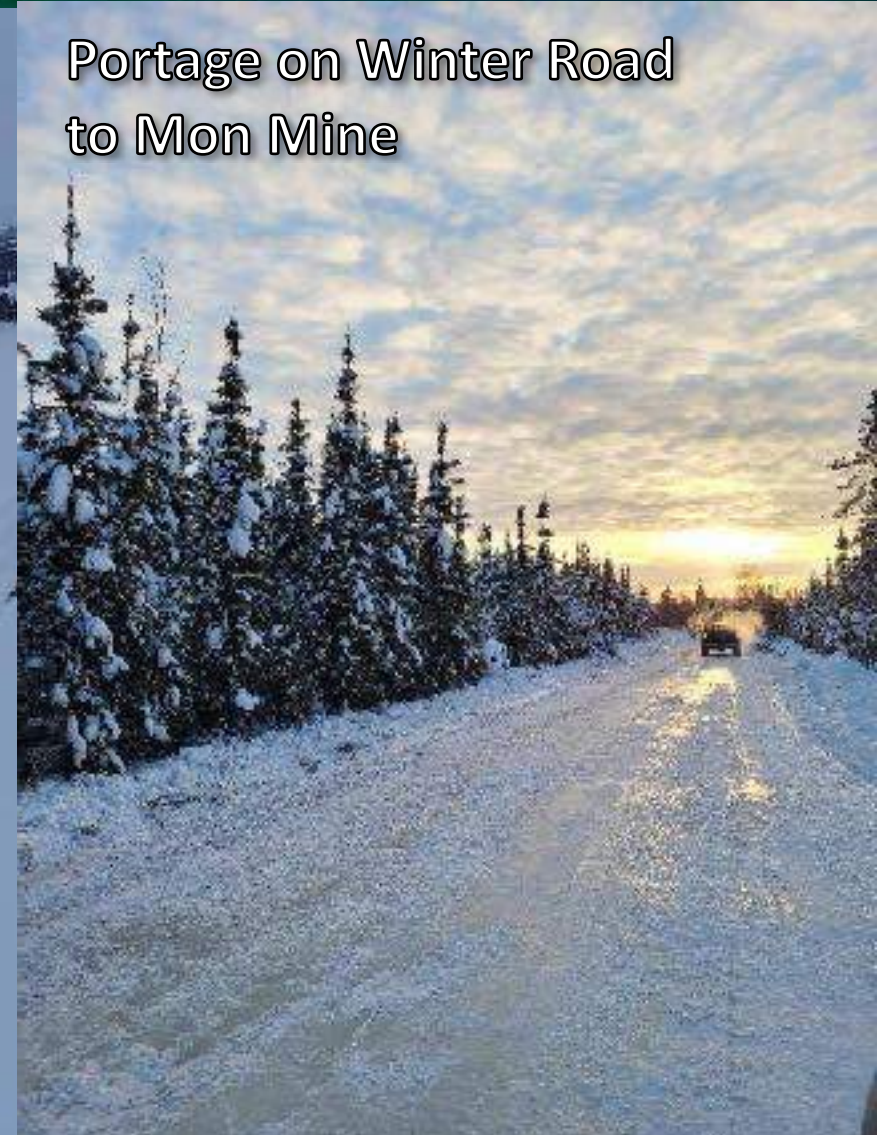
Winter Road to
Mon Mine



Construction of Winter Road
to Mon Mine



Portage on Winter Road
to Mon Mine



Mon Gold Mine



60 NORTH GOLD



Aerial View




Gold Button from Metallurgical Testing

Mon Mine - Layout and Facilities



60 NORTH GOLD




Historical Operations



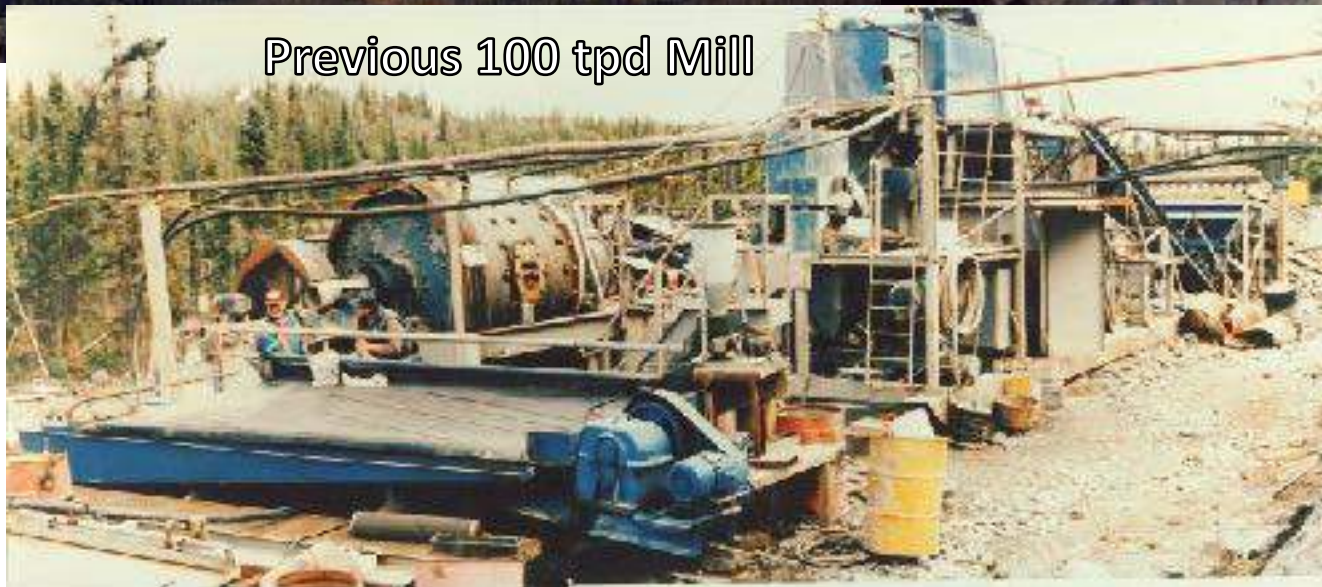
60 NORTH GOLD



High-grade Ore



Gerry Hess
Tabling Gold
Concentrate

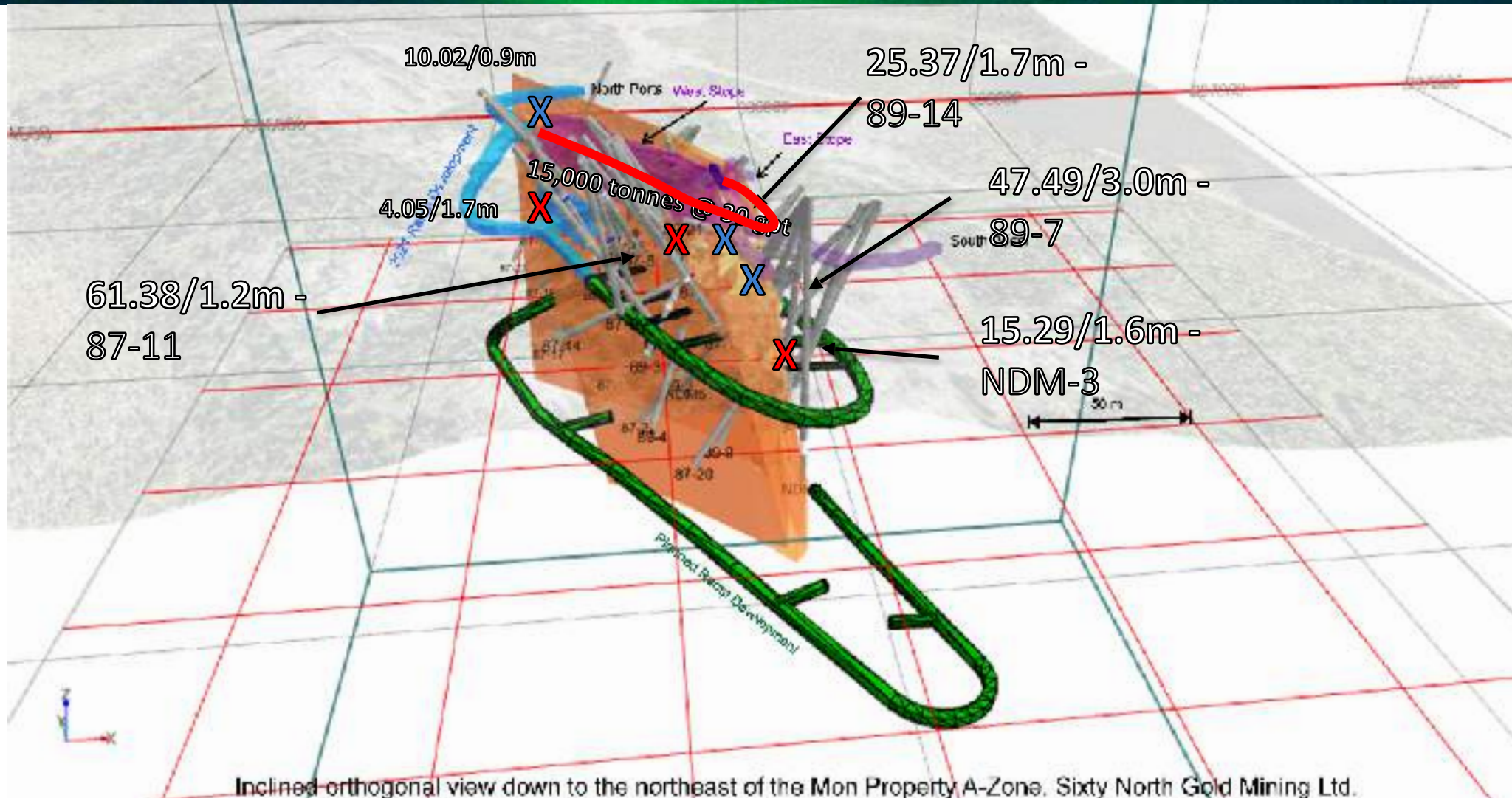


Previous 100 tpd Mill

Orthogonal View to the Northeast



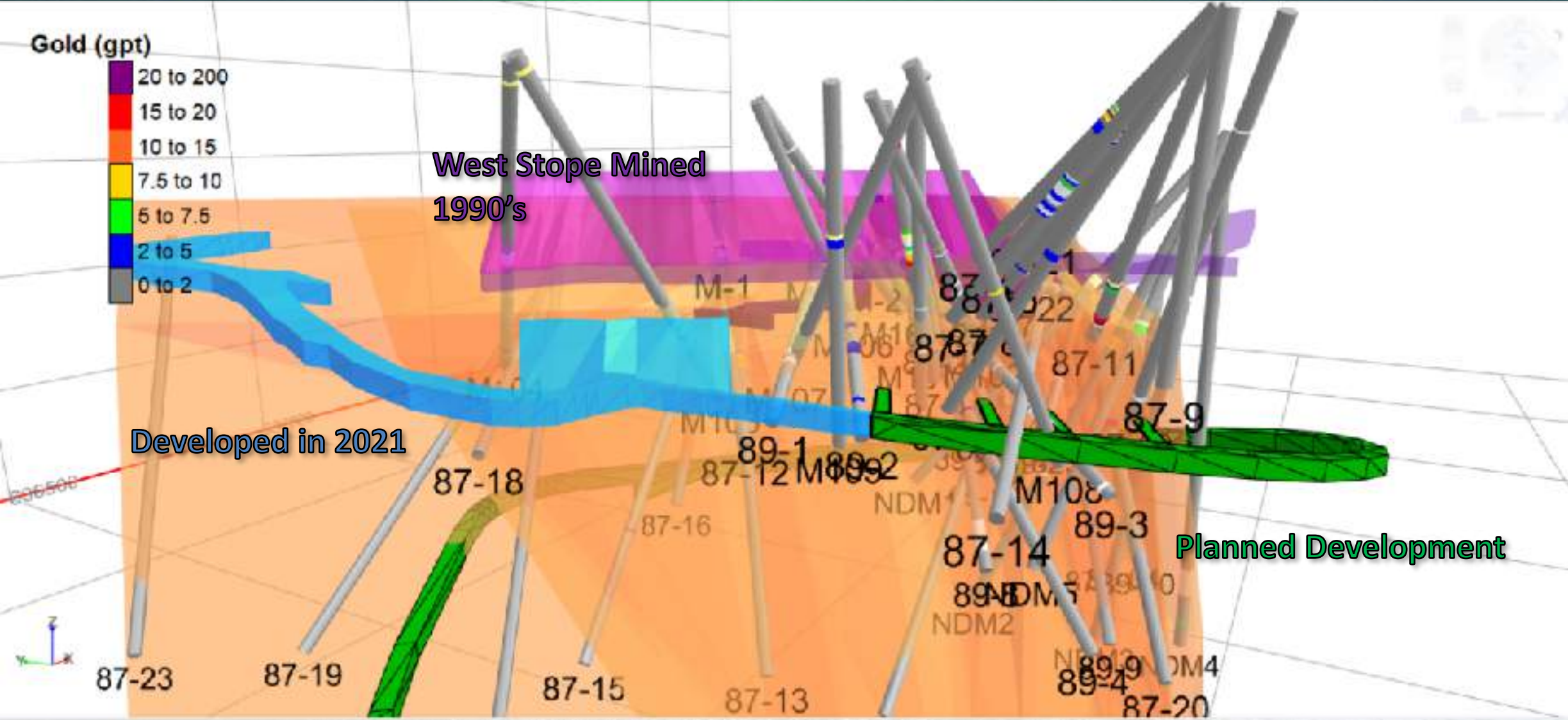
60 NORTH GOLD



Orthogonal View to the East



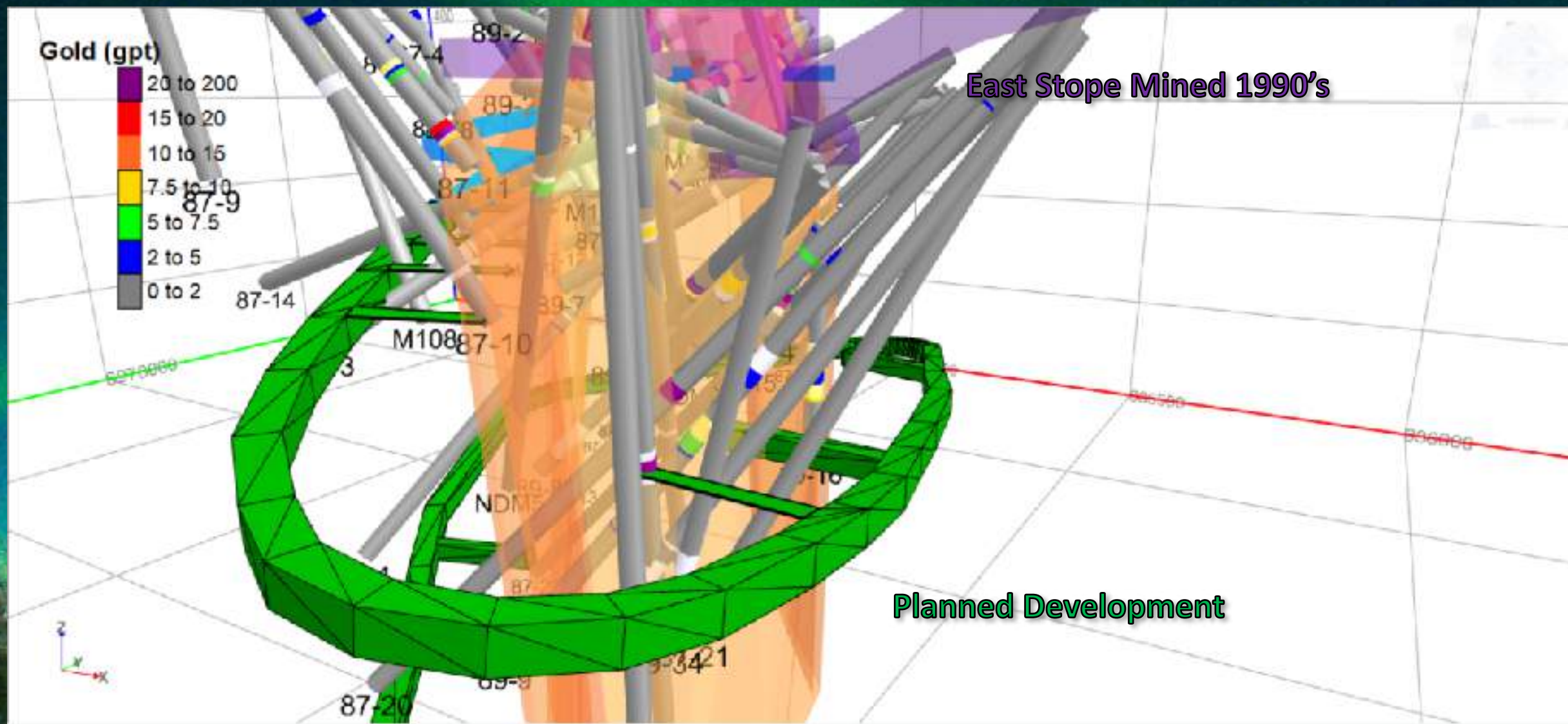
60 NORTH GOLD



Orthogonal View to the North



60 NORTH GOLD



Orthogonal View to the West



60 NORTH GOLD

